

*Go Direct*

**SONNY'S<sup>®</sup>**

**THE CAR WASH FACTORY**

**SonnysDirect.com/go-direct/**

# Side to Side Mitter



## Owners Manual

**Sonny's Enterprises, Inc.**

5605 Hiatus Road

Tamarac, Florida 33321

# Table of Contents

<b>*INTRODUCTION*</b> .....	<b>3</b>
Product Specifications.....	4
Optional Related Equipment .....	5
<b>*SAFETY REQUIREMENTS*</b> .....	<b>7</b>
<b>*INSTALLATION*</b> .....	<b>8</b>
Utilities Requirements .....	8
Dimensions .....	9
Equipment Installation .....	11
Mitter Frame Installation .....	11
Adjustments and Testing.....	13
<b>*GENERAL OPERATION*</b> .....	<b>14</b>
<b>*PREVENTIVE MAINTENANCE*</b> .....	<b>15</b>
<b>*PARTS LIST*</b> .....	<b>16</b>
<b>*CUSTOMER SERVICE*</b> .....	<b>19</b>

## **\*INTRODUCTION\***

This Owner's Manual contains information that is vital to the successful installation, operation and maintenance of your SONNY'S vehicle washing equipment.

Please read, and understand, the full contents of this manual before installation and operation of the equipment. Keep this booklet in a location where it may be used for ongoing reference.

Should you have any questions on the operation or servicing of this equipment please contact

TECHNICAL SERVICES DEPT.  
SONNY'S ENTERPRISES INC.

5605 Hiatus Road

TAMARAC, FLORIDA 33321

TELEPHONE: 800-327-8723      FAX: 800-495-4049

THANK YOU FOR YOUR CONFIDENCE IN SONNY'S !!!!



## Product Specifications

- 4 inch square aluminum frame and support legs. Also available in stainless steel.
- 2HP, 3-phase electric drive motor.
- 60:1 ratio speed reducer.
- Non-grease basket bearings.
- Overhead clearance for vehicles up to 90 inches high.
- Depending on model, 133 or 142 inches unobstructed overhead tunnel clearance required.
- Depending on model, 48 or 72 inches tunnel length required.
- 152 inches tunnel width required.
- 1/2 inch city pressure water solution inlet.

## Optional Related Equipment



SFM807 Shown with optional powder coating




SFM804

### SFM807 Flat Basket - Side-To-Side Mitter


- Single flat basket holds wash material like a Front-to-Back Mitter, but in a flat basket moving side-to-side resulting in a quieter operation and improved cleaning with included MicroClean wash material
- Includes greaseless UHMW bearings for greater reliability and reduced maintenance
- Epoxy-painted gear box and 2 HP wash-down duty TEFC electric motor
- Durable 4in x 4in QuadX Aluminum frame construction
- Includes high loft, ultra soft MicroClean wash material

### SFM805 & 804 Half-Moon Basket - Side-To-Side Mitters

- 2 or 4 Half-Moon baskets increases movement of included Permacolor cloth on vehicle surface for better cleaning
- Includes greaseless UHMW bearings for greater reliability and reduced maintenance
- Epoxy-painted gear box and 2HP wash-down duty TEFC electric motor
- Durable 4in x 4in QuadX Aluminum frame construction
- Includes Permacolor Cloth wash material



Protect & beautify your equipment with optional powder coating. Call for pricing.



Single flat basket mounts the included MicroClean wash material on the SFM807 perpendicular to the vehicle's side for superior cleaning performance without "slapping".



Rounded Half-Moon basket invigorates Permacolor cloth wash material included on SFM805 & 804 Mitters for greater movement on the vehicle's surface and better cleaning performance.

### Ordering Information

SONNY'S Foundation Frame™ provides the ability to mount additional items to maximize tunnel space and more importantly – let you easily and affordably increase wash performance as your business grows. Configure and price at [www.SonnysDirect.com](http://www.SonnysDirect.com)




Optional Foundation Frame™ Attachments												
Item#	Description	Wash Material	Drive Motor	Price	SFB18 Side Washers	SFB21 Side Washers	SFB28 Side Washers	SFB35 Side Washers	SFB50 Side Washers	SFB63 Side Washers	OMNI10T Blasters	OMNI10T/DUAL Blasters
					SFB Side Washers mounted on exit leg Page 76						OMNI Top Blaster Page 87	
SFM805	2 Basket - Half Moon	PermaColor Cloth	Electric	\$6875.00								
SFM805COMBO	2 Basket - Half Moon	PermaColor Cloth	Electric	6875.00	Opt.	Opt.	Opt.	Opt.	Opt.	Opt.	Opt.	Opt.
SFM804	4 Basket - Half Moon	PermaColor Cloth	Electric	7450.00								
SFM804COMBO	4 Basket - Half Moon	PermaColor Cloth	Electric	7450.00	Opt.	Opt.	Opt.	Opt.	Opt.	Opt.	Opt.	Opt.
SFM807	1 Basket - Flat	MicroClean Cloth	Electric	7222.00								

### Specifications

	SFM804		SFM805		SFM807	
	Inch	Metric	Inch	Metric	Inch	Metric
Tunnel Length	72In	1.829m	48In	1.219m	48In	1.219m
Tunnel Width	152In	3.861m	152In	3.861m	152In	3.861m
Unit Height	142In	3.607m	133In	3.378m	133In	3.378m
Vehicle Clearance	90In	2.304m	90In	2.304m	90In	2.304m
RPM	30	30	30	30	30	30
Water Inlet	3/4In	19mm	3/4In	19mm	3/4In	19mm
Electrical	208-230 V / 460 2 HP/3-Phase Motor					

### SFM807 Retrofit Kit

Easily retrofit your existing 2 Basket SFM805 Side-to-Side Mitter to SONNY'S Flat-Basket SFM807 and get the superior cleaning of high loft, ultra soft, MicroClean Wash Material on a side-to-side Mitter Curtain without "slapping." This kit includes all hardware for a full retrofit. Wash material sold separately.



### Quick Replacement Reference



SFMBRGM



S3120347

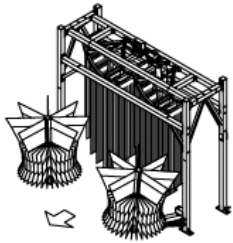


4016-78

Item #	Description	Price
SFM804CONROD	Connecting Rod, 4 Basket Moon Mitter	\$60.80
VM12G	Bearing, Rod End 3/4In w/Zerk	18.85
SFMBRGM	Bearing, Plastic Mitter Axle 1 1/4In	5.95
BB786	Axel, SxS 4 Basket Moon Mitter Stainless	39.95
BB687	Spacer, Mitter Axle 1 1/4In Plastic	2.10
S3120347	Motor, Sterling 2HP 1800 RPM	301.00
4016-78	Sprocket Only, 7/8In Motor	16.75
4016-1	Sprocket Only, 1In Gearbox	16.75
N416	Chain Only, Delrin 16 Pitch	30.90
MCSFM804	MicroClean, SFM804 Complete Set	2084.16

Item #	Description	Price
SFM807CONV	Mitter Conv to S x S Single Flat Basket	\$1400.00
MCSFM807	MicroClean, Single Flat Basket SFM807	1408.52

### Popular Foundation Frame™ Combinations

	<b>2 Basket with 50In Brushes</b>	
	<ul style="list-style-type: none"> <li>SFM805 - Side-To-Side Mitter</li> <li>SFB50 50In Side Washers</li> </ul> Tunnel length: 106In	
Item #	Description	Price
SFM805COMBO	Mitter, 2 Basket Half Moon, S x S Combo	\$6875.00
SFB50A	Side Washer, 50In Attach W/ Top Neogl	6305.00
<b>Total Package Price:</b>		<b>13,180.00</b>

## **\*SAFETY REQUIREMENTS\***

1. Only those employees specifically instructed by the location manager will be permitted to enter the wash tunnel to perform inspections or maintenance.
2. Do not enter the wash tunnel when the equipment is operating.
3. Always exercise caution when walking through the wash area, may be slippery conditions.
4. Be cautious when walking through the tunnel to avoid running into or tripping over equipment.
5. Do not ever run through the wash area.
6. Do not perform any work on equipment unless you performed Lock-Out Safety Precautions.
7. When maintenance requires that a piece of equipment be in operation, one qualified maintenance person must stay at the power disconnect switch while that equipment is operating.
8. All electrically powered equipment must have manually operated disconnects capable of being locked in the "OFF" position. Equipment that has been "locked out" for any reason can only be restarted by the person who performed the "lock out" operation.
9. Do not attempt to repair or adjust any pressurized liquid or pneumatic part, hose, pipe or fitting while that equipment is in operation.
10. Any "Stop" switch activated must be reset only by the person who initiated the operation.
11. Electrical connections and repairs are to be performed only by a Licensed Electrician Only.
12. Store all cleaning and washing solutions and oils in a well ventilated area.
13. Clean up fluid spills immediately to prevent hazardous safety conditions.
14. Be certain to follow all safety procedures on MSDS Sheets for each chemical product used.
15. All new employees must be thoroughly trained in safe operating and maintenance practices.
16. All employees must attend periodically scheduled safety procedure sessions.
17. Do not operate any piece of equipment that requires safety covers with those covers removed or improperly installed.
18. Do not allow any part of your body or other object to come in contact with moving machinery.
19. Do not wear loose fitting clothing around moving machinery.
20. At least two qualified maintenance people must be present when performing equipment repairs or preventative maintenance.
21. When working on any equipment that is higher than a person's shoulders always use a fiberglass ladder that is in good condition.

# **\*INSTALLATION\***

## **Utilities Requirements**

**UTILITIES INTERCONNECTION AND THE MATERIALS REQUIRED FOR INTERCONNECTION TO SONNY'S EQUIPMENT ARE THE RESPONSIBILITY OF THE CUSTOMER !  
PERFORM ALL TRADES WORK TO ALL APPLICABLE LOCAL AND NATIONAL CODES !**

### **Water**

- The Customer's Plumber is to provide and install a 3/4 inch city water line @60PSI (nominal) with manual shut-off valve to be connected to the chemical distribution system for the Mitter.

### **Electrical**

- The Customer's Electrician is to provide and install 3-phase power (208V OR 230V OR 460V) to the 2HP electric motor at the top center of the Mitter frame through a properly sized 3 pole circuit breaker and motor starter with 3 thermal overloads.

**BE CERTAIN THE 2HP ELECTRIC MOTOR IS PROPERLY WIRED FOR THE SUPPLY VOLTAGE !**

- The Customer's Electrician is to provide and install single phase power from the Customer supplied Start-Stop system to the Mitter motor starter coil and soap solution solenoid valve and injection system.

## Dimensions

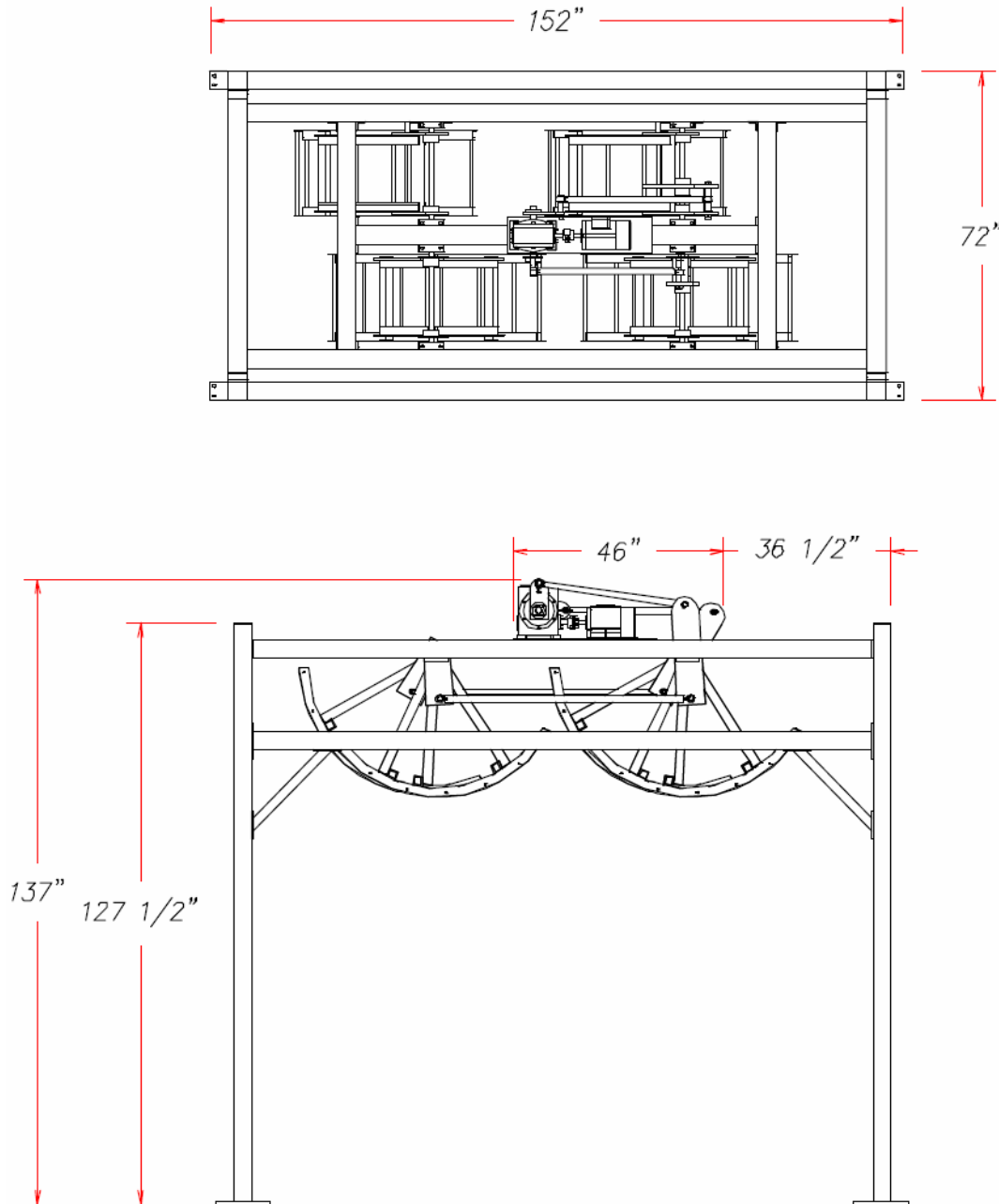


Figure # 1

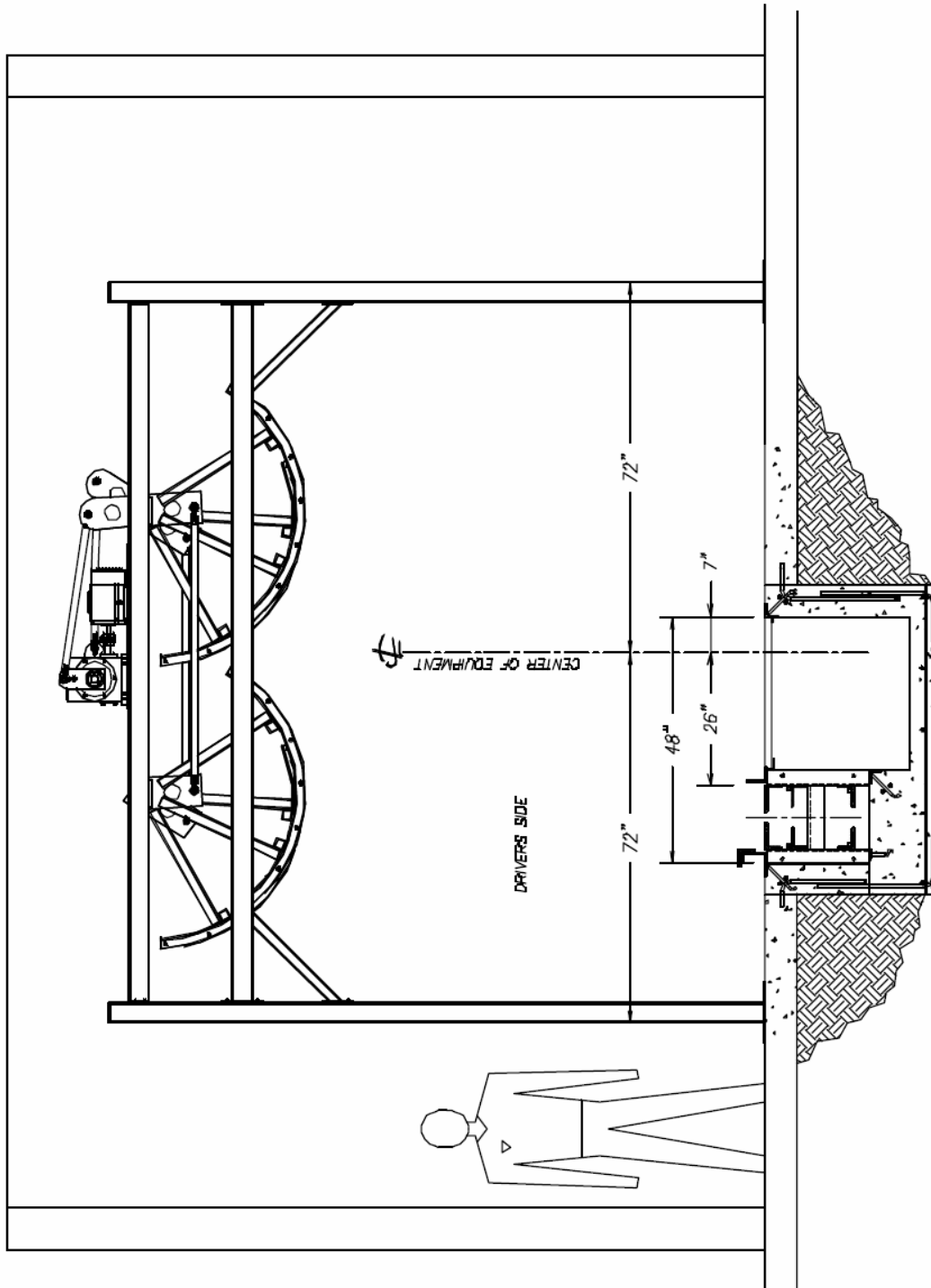


Figure #2

# Equipment Installation

## Mitter Frame Installation

### Tools

1. Safety Glasses
2. Tape Measure
3. 1/2" Drive Ratchet Set
4. Standard Combo Wrenches
5. Impact Wrench
6. 1" Hammer Drill
7. Sledge Hammer

### Consumables

1. Anti-Seize Compound
2. Marine Grease

### Manpower

Two (2) men

### Time (assuming no problems)

2.00 – 4.00 hours

### Installation Steps

1. Determine where the Mitter is to be installed (See Figure #2 in the Dimensions Section and the tunnel layout drawings for your location).
2. Sweep any debris from where the Mitter will stand.
3. Check all hardware and place a small amount of Anti-Seize Compound on each bolt.
4. Place the assembled frame side legs, cross beams and gussets in the area where the unit will be permanently located, with the electric motor toward the passenger side of the tunnel.
5. Match the stamped numbers at the ends of the frame, legs, and cross beams to each other.
6. With the interconnection hardware provided by SONNY'S (boxed and attached to the assembly frame) join the legs, cross beams and gussets to the frame "finger tight".
7. Place and anchor the unit per the dimensions shown in Figures #1 and 2. Be certain that the entrance and exit cross beams are level (shim mounting feet, if necessary) and that each of the 4 vertical legs are plumb.
8. Check that all matching stamped numbers are correct and tighten all interconnecting hardware. Note the Driver's Side Section has a bolt for a stop on the tire brush frame.
9. Level and square the frame with the centerline of the equipment (See Figures #1 and 2 in the Dimensions Section and the tunnel layout drawings for your location).

**Note:** Before lagging the Mitter legs in place, loosen the tire brush support bracket. This will allow you to move it later.

10. Place an anchor bolt in each corner. Tighten all hardware.
11. Check for proper oil level in the speed reducer and make sure a breather plug is inserted at the highest port on the speed reducer.
12. Run and connect the chemical lines from the Chemical Distribution Manifold to the chemical line on the Mitter frame for the application nozzles.
13. Install cloth on the baskets.

## Adjustments and Testing

### Testing the Direction of Motor Rotation

Check for proper oil level in the speed reducer and make sure a breather plug is inserted at the highest port on the speed reducer.

## \*GENERAL OPERATION\*

### Mitter Operation

The Mitter drive assembly (electric motor and speed reducer) that causes the vehicle cleaning curtains to move back and forth with vehicle travel is started and stopped by a remote Customer supplied Controller system. This drive actuation system should also control soap solution delivery to the Mitter spray bar.

## \*PREVENTIVE MAINTENANCE\*

### DAILY

1. Check all chemical lines and fittings for leaks. Repair, or replace, as needed.
2. Check for proper operation, listening for any unusual noises from the equipment.
3. Inspect Mitter cloth for cuts, grease, or oil. Remove and repair, or replace, any cloth panel if any of these conditions are found.
4. Check for proper chemical solution delivery.
5. Check for any oil leaks around the gear reducer, and repair if needed.

### WEEKLY

1. Check the gear reducer oil level and fill as necessary.
2. Grease the rod end on both ends of the drive arms.

FOR THE FIRST MONTH OF OPERATION CHECK ALL HARDWARE AND FITTINGS FOR TIGHTNESS EACH WEEK. PERFORM THIS INSPECTION TO THE SCHEDULE SHOWN BELOW AFTER THE FIRST MONTH OF OPERATION.

### MONTHLY

1. Inspecting all hardware and fittings for tightness.
2. Inspect all plastic bearings for wear. Invert worn bearings for short term operation. Order new bearings if center hole is "egg shaped".
3. Inspect soap solution spray nozzles for wear. Replace as necessary.
4. Thoroughly clean the equipment and framework.

### ANNUALLY

1. Drain, flush clean, and refill oil in the speed reducer with:
  - a. SAE 90 gear oil for ambient temperatures of 15 degrees Fahrenheit through 50 degrees Fahrenheit.
  - b. SAE 140 gear oil for ambient temperatures of 50 degrees Fahrenheit through 120 degrees Fahrenheit.

**DO NOT OVERFILL !!** Remove the speed reducer case plug just above the output shafts and fill to that level.

**\*PARTS LIST\***

**Pitman #1 / Pitman #2**



For use on:

- Mitters



BDL3321



2016112

Item #	Description	Price
BDL3322	Pitman Arm, Left (Driver) Side	\$112.30
BDL3321	Pitman Arm, Right (Passenger) Side	112.30
2016112	Bushing, 1 1/2in Taper Lock w/ Key Stock	17.99
BOLBK	Bolt & Spacer Kit, Pitman Arm Bearing	11.40

\*As viewed from rear of motor.

**2-HP Motor**



For use on:

- Mitters



Item #	Description	Price
S3120347	Motor, Sterling 2HP 1800 RPM	\$301.00
4016-78	Sprocket Only, 7/8in Motor	16.75
4016-1	Sprocket Only, 1in Gearbox	16.75
N416	Chain Only, Delrin 16 Pitch	30.99


**Complete Cloth Replacement Front-To-Back**



Specify Color:

- Blue, Black, Red, Green

Micro Clean Also Available  
 See cloth section



Item #	Description	Price
CLSFM100CS	Cloth, Complete Set SFM100 6 Basket	\$977.28
CLSFM104CS	Cloth, Complete Set SFM104 4 Basket	604.00

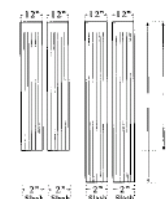
**Complete Cloth Replacement Side-To-Side**



Specify Color:

- Blue, Black, Red, Green

Micro Clean Also Available  
 See cloth section



Item #	Description	Price
CLSFM802CS	Cloth, Complete Set SFM802	\$805.44
CLSFM801CS	Cloth, Complete Set SFM801	402.72



BPI401

**Gear Boxes - 40:1**



For use on:

- 6 & 4-Basket F-T-B Mitters
- 8 Basket S X S Mitters

BPG401



Item #	Description	Price
BPG401	Gearbox, Mitter, 40:1 Perfection	\$806.00
SAINPUT	Oil Seal Only, Input Shaft	3.95
SAOUTPUT	Oil Seal Only, Output Shaft	6.50
BPI401	Gearbox, Mitter 40:1 IPTS	410.00
IBL090-16823	Seal Kit, IPTS Gearbox	81.00

**Drive-Arm Assembly**



- Mitters

BDA508

- SFM100, SFM104, SFM801, SFM802



Item #	Description	Price
BDA508	Drive Arm Complete w/ Bearings	\$96.80
BDA507	Drive Arm Only, No Bearings 30in	50.50
VM12G	Bearing, Rod End 3/4in w/Zerk	18.85

**Cloth Holder Kit**



- Includes angles with bolts and nuts as well as rods with nuts
- For SFM100 SFM104
- Front-To-Back Flat Basket Mitter



Item #	Description	Price
SFM1CR36	Cloth Rack, SFM100 & SFM104 3ft	\$225.60

**Cloth Holder Kit**



- Includes angles with bolts and nuts as well as rods with nuts
- For SFM802; SFM104
- Side-To-Side Flat Basket Mitters



Item #	Description	Price
SFM8CR24	Cloth Rack, SFM802 2ft	215.30
SFM8CR12	Cloth Rack, SFM801 1ft	205.00

**Nozzles**



901/4CM10F40



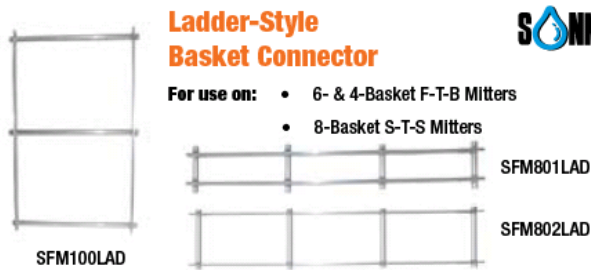
901/4CM05F40

Item #	Description	Price
901/4CM10F40	Nozzle, PVDF 1/4 x 40deg #10 Blue	\$1.44
901/4CM05F40	Nozzle, PVDF 1/4 x 40deg #05 Yellow	1.44

# Equipment Program - Manuals

## Side to Side Mitter Manual

### SFM S-S Series



### Ladder-Style Basket Connector

- For use on:**
- 6- & 4-Basket F-T-B Mitters
  - 8-Basket S-T-S Mitters



Item #	Description	Price
SFM100LAD	Ladder, FTB 6 Basket Mitter	\$184.40
SFM801LAD	Ladder, Side x Side, 1ft 8 Baskets	194.70
SFM802LAD	Ladder, Side x Side 2ft Baskets	206.00

### Bolts & Washers for Connector



	BOL34X225SHO Drive Baskets	BOL34X200SHO Idler Basket	WAS34FLSAE
SFM100	2	10	12
SFM104	2	6	8
SFM801	2	14	16
SFM802	2	14	16

Item #	Description	Price
BOL34X225SHO	Bolt, Shoulder 3/4 x 2 1/4in	\$3.75
BOL34X200SHO	Bolt, Shoulder 3/4 x 2in	3.50
WAS34FLSAE	Washer, 3/4in SAE Flat	0.21



### Bearings for Basket Connector

Complete Bearing Kits for basket connector bearings include yellow bearings, shoulder bolts, and hardware to rebuild mitter. Order yellow mitter axel bearings separately if needed.



Item #	Description	Price
SFM10034KIT	Yellow Bearing Kit with Hardware (24)	\$257.45
SFM10434KIT	Yellow Bearing Kit with Hardware (16)	153.50
SFM80134KIT	Yellow Bearing Kit with Hardware (32)	310.00
SFM80234KIT	Yellow Bearing Kit with Hardware (32)	310.00

Item #	Description	Price
SFMBRGC	Bearing, Plastic for 3/4in SS Bolt,Mitter	\$4.95

Mitter	Description	# Bearings Req
SFM100	Mitter, 6 Flat Baskets F x B Standard	24
SFM104	4-Basket F-T-B	16
SFM801	8-Basket S-T-S 1-ft basket	32
SFM802	8-Basket S-T-S 2-ft basket	32



### Mitter Axle – Stainless Steel

- 6- & 4-Basket F-T-B Mitters
- 8-Basket S-T-S Mitters
- 1in Diameter

BB386



Item #	Description	Price
BB386	Axle, Stainless Steel 1in x 35in	\$56.70
BB486	Axle, Stainless Steel 1in x 22 3/4in	46.40
BB586	Axle, SFM801 8 Basket, 1ft Basket	35.95
BB387	Spacer, Mitter Axle 1in Plastic	2.10



### Bearing for Axle

Complete Bearing Kits for mitter axle bearings include yellow bearings and hardware to rebuild mitter. Order yellow basket connector bearings separately if needed.




BRG100

SFM10010BKIT	Yellow Bearing Kit w/Hardware (16)	\$94.20
SFM10410BKIT	Yellow Bearing Kit w/Hardware (12)	70.68
SFM80110BKIT	Yellow Bearing Kit w/Hardware (20)	117.80
SFM80210BKIT	Yellow Bearing Kit w/Hardware (20)	117.80

Item #	Description	Price
BRG100	Bearing, UHMW for 1in Axle 1 1/4in Wide	\$4.95

Mitter	Description	# Bearings Req
SFM100	6-Basket F-T-B	16
SFM104	4-Basket F-T-B	12
SFM801	8-Basket S-T-S 1-ft basket	20
SFM802	8-Basket S-T-S 2-ft basket	20



### Holders for Axle

- Complete Plastic Block Kits include black plastic blocks and hardware to rebuild mitter
- Order Stainless steel cover plates separately if needed.



SFMALPLT2



SFMPLSBRG



SFMALPLT4

Item #	Description	Price
SFM100PBKIT	Black Plastic Block Kit (12)	\$102.00
SFM104PBKIT	Black Plastic Block Kit (8)	66.95
SFM801PBKIT	Black Plastic Block Kit (16)	133.90
SFM802PBKIT	Black Plastic Block Kit (16)	133.90

Item #	Description	Price
BB384	Plate, Mitter Short Axle Bearing	\$24.95
SFMPLSBRG	Plastic Block, Mitter Axle 1in Bore	8.00
SFMSSBGPL	Plate, Bearing Cap 5 1/4in x 1 1/2in SS	7.20
SFMALPLT2	Mitter Bearing Block Plate, 2 Hole	15.40
SFMALPLT4	Mitter Bearing Block Plate, 4 Hole	21.16

# Equipment Program - Manuals

## Side to Side Mitter Manual

### SFM S-S Series

#### Pitman #1 / Pitman #2



Item #	Description	Price
BDL3322	Pitman Arm, Left (Driver) Side	\$112.30
BDL3321	Pitman Arm, Right (Passenger) Side	112.30
BDL3320	Arm, Pitman 1 Hole PS	112.30
2016112	Bushing, 1 1/2In Taper Lock w/ Key Stock	17.99
BOLBK	Bolt & Spacer Kit, Pittman Arm Bearing	11.40

\*As viewed from rear of motor



#### 2-HP Motor

For use on:

- Mitters



Item #	Description	Price
S3120347	Motor, Sterling 2HP 1800 RPM	\$301.00
4016-78	Sprocket Only, 7/8In Motor	16.75
4016-1	Sprocket Only, 1In Gearbox	16.75
N416	Chain Only, Delrin 16 Pitch	30.99

#### Cloth Rod



Item #	Description	Price
SFM202ROD4550	Cloth Rod, SFM202 45in w/ Nuts	\$24.75
SFM236ROD3650	Cloth Rod, 36in Mitter w/ Bolts	24.75
SFM804ROD1850	Curtain Rod, Drill & Tap 3/4In x 18.5in	19.99



#### Bearing for Axle

Complete Bearing Kits for mitter axle bearings include bearings and hardware to rebuild mitter.



Item #	Description	Price
SFM202WKIT	Bearing Kit, SFM202 Yellow (8)	\$87.60
SFM236WKIT	Bearing Kit, SFM236 Mitter Yellow (8)	87.60
SFM901WKIT	Bearing Kit, SFM901 Yellow (6)	66.95

Item #	Description	Price
SFMBRGM	Bearing, Plastic Mitter Axle 1 1/4in	\$5.95

Mitter	Description	# Bearings Req
SFM202	Half Moon 2 Basket F-T-B	8
SFM236	Half Moon 2 Basket F-T-B	8
SFM901	Half Moon 1 Basket F-T-B	6




#### Gear Boxes – 60:1

For use on:

- Half-Moon Mitters



Item #	Description	Price
BPG601	Gearbox, Mitter 60:1 Perfection	\$708.50
SAINPUT	Oil Seal Only, Input Shaft	3.95
SAOUTPUT	Oil Seal Only, Output Shaft	6.50
BPI601	Gearbox, Mitter 60:1 IPTS	410.00
IBL090-I6823	Seal Kit, IPTS Gearbox	81.00




#### Drive-Arm Assembly

For use on:

- Mitters
- SFM202, SFM236, SFM901 SFM804, SFM805



Item #	Description	Price
BDA508	Drive Arm Complete w/ Bearings	\$96.80
BDA507	Drive Arm Only, No Bearings 30In	50.50
VM12G	Bearing, Rod End 3/4In w/Zerk	18.85
SFM804CONRODC	Rod, Connect 4 Basket 52In Complete	120.60



#### Mitter Axle – Stainless Steel

For use on:

- Half-Moon F-T-B Mitters
- 1 1/4In Diameter



Item #	Description	Price
BB686	Axle, SFM202 45in SS	\$56.70
BB689	Axle, SFM236 Stainless 32in	51.50
BB690	Axle, SFM901 Stainless 32 5/8In	91.70
BB687	Spacer, Mitter Axle 1 1/4In Plastic	2.10

SFMSSBGPL



#### Holders for Axle

Complete Plastic Block Kits include black plastic blocks and hardware to rebuild mitter. Order stainless steel cover plates separately if needed.



Item #	Description	Price
SFM202BKIT	Black Plastic Block Kit (4)	\$43.30
SFM236BKIT	Black Plastic Block Kit (4)	43.30
SFM901BKIT	Black Plastic Block Kit (4)	43.30

Item #	Description	Price
SFMPLBKM	Bearing, Plastic 5 1/4 x 1 1/2 x 2 5/8	\$9.30
SFMSSBGPL	Plate, Bearing Cap 5 1/4In x 1 1/2In SS	7.20

## **\*CUSTOMER SERVICE\***

Please contact SONNY'S Equipment Department for installation and/or operational questions regarding this piece of equipment.

Please refer to the Parts list in this manual or our Parts Catalog and contact SONNY'S Customer Service Order Entry Department for any replacement parts for this piece of equipment.

For Equipment Repairs please visit the web at [www.sonnysdirect.com/manuals](http://www.sonnysdirect.com/manuals).

**DEPARTMENT**

Toll Free Main Line  
Equipment Department

**PHONE NUMBERS**

800-327-8723  
954-720-4100

**FAX NUMBERS**

800-495-4049  
954-720-9292

Or you can email Sales at [sales@sonnysdirect.com](mailto:sales@sonnysdirect.com)

*Thank you for being a SONNY'S car wash equipment owner!*

*From all of us here at*

